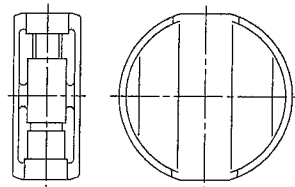
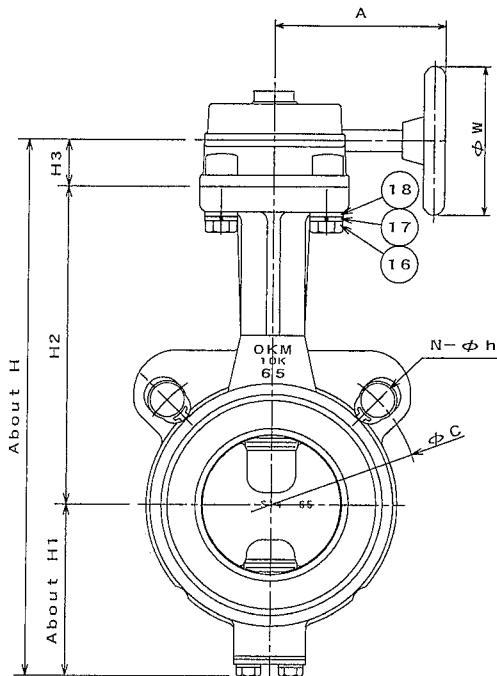
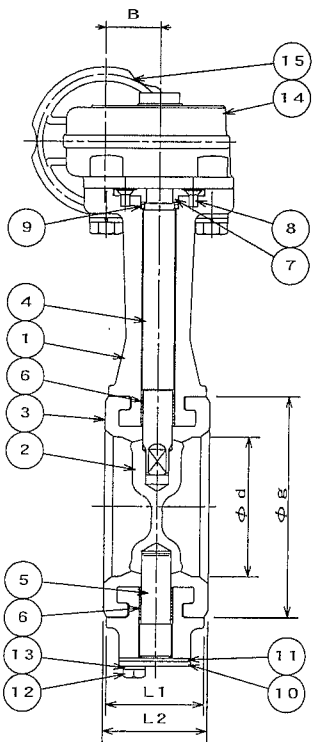
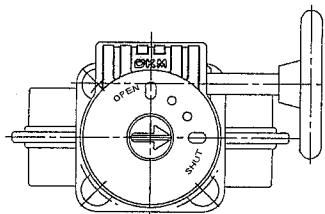


SIZE	d	L1	L2	g	H	H1	H2	H3	A	B	W	GEAR SIZE	MASS (About)
40A	43	33	35.3	69	220	66	132	22	80	25.5	70	2K	1.7Kg
50A	55	43	46	81	231	69	140	22	80	25.5	70	2K	2.0Kg
65A	66	46	49	104	252	80	150	22	80	25.5	70	2K	2.6Kg

SIZE	JIS5K			JIS10K		
	C	N	h	C	N	h
40A	95	2/4	14	105	2/4	18
50A	105	2/4	14	120	2/4	18
65A	130	2/4	14	140	2/4	18

Table 1		Table 2	
SCS14	EPDM#1		
PPS+SCS13A	NBR #2		



DISC: PPS+SCS13A

製 番 MFG. NO.			
名称及形式 NAME AND TYPE			
MODEL 603A (40A~65A) BUTTERFLY VALVES WITH WORM GEAR OPERATOR			
番号 NO.	部品名称 PARTS NAME	材質 MATERIAL	数量 Q. TY
1	BODY	ADC12	1
2	DISC	See Table 1	1
3	SEAT RING	See Table 2	1
4	UPPER STEM	SUS420J2	1
5	LOWER STEM	SUS420J2	1
6	BUSH	PLASTIC	1set
7	NECK BUSH	PLASTIC	1
8	SCREW	SUS304	4
9	O-RING	NBR	1
10	COVER	SPCC	1 PLATED
11	GASKET	NBR	1
12	COVER BOLT	SUS304	2
13	SPRING WASHER	SUS304	2
14	GEAR BOX	ADC12	1
15	HAND WHEEL	ADC12	1
16	BOLT	SUS304	4
17	SPRING WASHER	SUS304	4
18	WASHER	SUS304	4
19			
20			
21			
22			
23			
24			
25			
日付 DATE	Sep. 15. 2006	尺 度 SCALE	FREE
使用 圧 力 WORKING PRESSURE	Max 1.0 MPa P _e	使用 温 度 #1: WORKING TEMP. #1:	-20~120 °C
耐 圧 試 験 SHELL TEST	1.5 MPa P _e	試 験 流 体 TEST FLUID	WATER
弁 座 試 験 SEAT TEST	1.1 MPa P _e	許 容 漏 れ LEAKAGE	0 %
作 成 DRAWN	検 討 CHECKED	承 認 APPROVED	
S.Y.		[Signature]	
OKM		株式会社 オーケーエム OKUMURA ENGINEERING corp.	
図 面 番 号 DRAWING NO.	603A GB 0194 EA	FLOP. No. Hd-1an975	

△AUG. 01, 2009

SIZE	d	L1	L2	g	H	H1	H2	H3	A	B	W	GEAR SIZE	MASS (About)
80A	84	46	49	115	268	89	155	24	133	35	100	4K	3.3kg

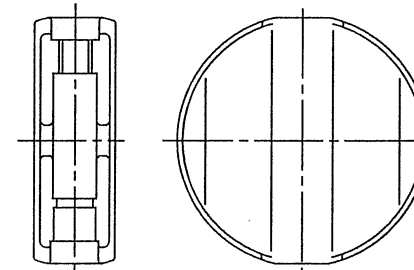
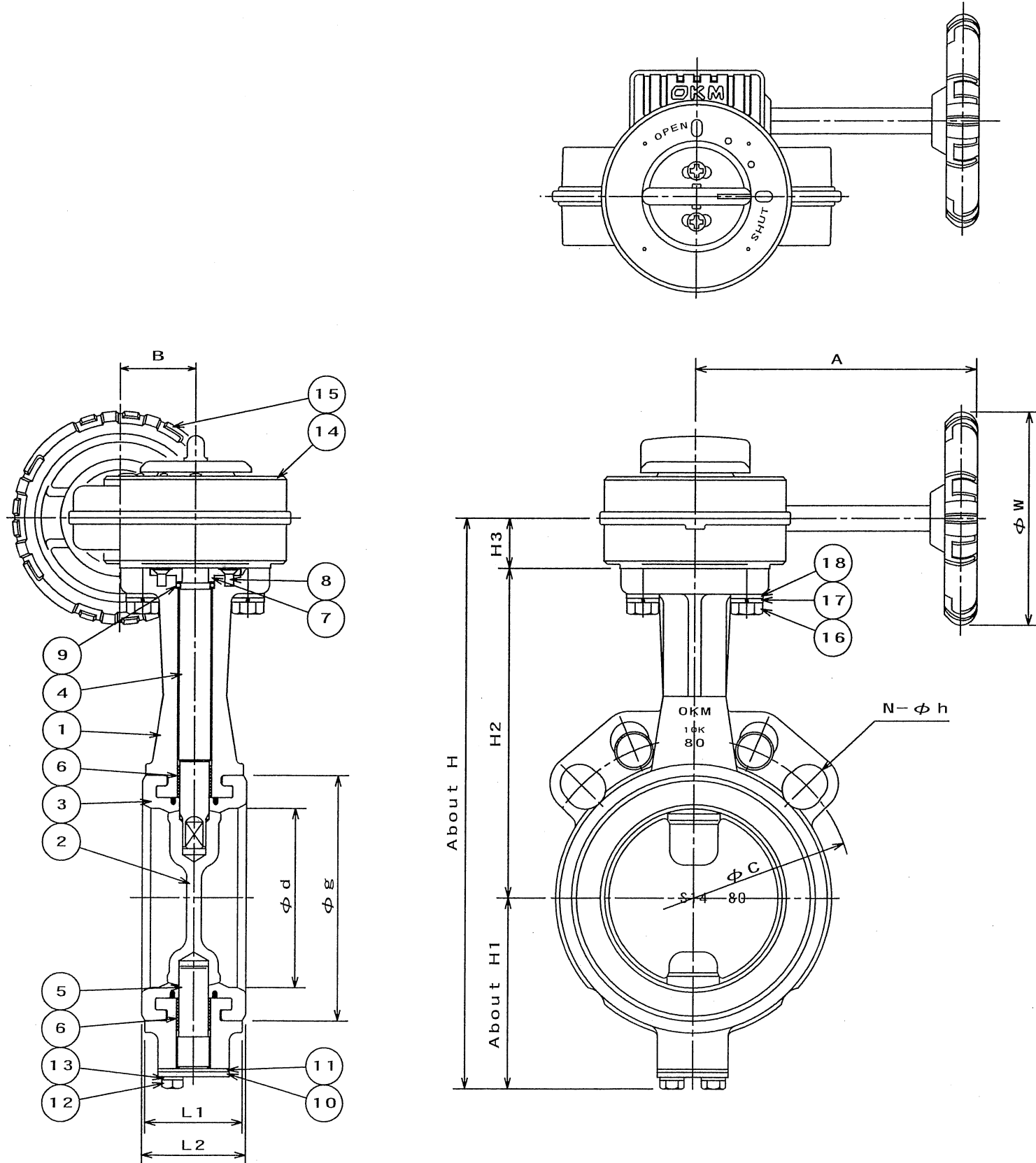
SIZE	JIS5K			JIS10K		
	C	N	h	C	N	h
80A	145	2/4	18	150	2/8	18

Table 1	Table 2
SCS14	EPDM*1
PPS+SCS13A	NBR *2

製 番
MFG. NO.

名称及形式 MODEL 603A (80A)
NAME AND TYPE BUTTERFLY VALVE WITH
WORM GEAR OPERATOR

番号 NO.	部品名称 PARTS NAME	材質 MATERIAL	数量 Q, ty	備 考 REMARKS
1	BODY	ADC12	1	
2	DISC	See Table 1	1	
3	SEAT RING	See Table 2	1	
4	UPPER STEM	SUS420J2	1	
5	LOWER STEM	SUS420J2	1	
6	BUSH	PLASTIC	1set	
7	NECK BUSH	PLASTIC	1	
8	SCREW	SUS304	4	
9	O-RING	NBR	1	
10	COVER	SPCC	1	PLATED
11	GASKET	NBR	1	
12	COVER BOLT	SUS304	2	
13	SPRING WASHER	SUS304	2	
14	GEAR BOX	ADC12	1	
15	HAND WHEEL	ADC12	1	
16	BOLT	SUS304	4	
17	SPRING WASHER	SUS304	4	
18	WASHER	SUS304	4	
19				
20				
21				
22				
23				
24				
25				



DISC: PPS+SCS13A

△ FEB. 23, 2011
△ AUG. 01, 2009
△ SEP. 24, 2008

日付 DATE Sep. 15, 2006 尺度 SCALE FREE

使用压力 WORKING PRESSURE Max 1.0 MPa_{Pe} 使用温度*1: -20~120℃ *2: -10~70℃

耐压試験 SHELL TEST 1.5 MPa_{Pe} 試験流体 TEST FLUID WATER

弁座試験 SEAT TEST 1.1 MPa_{Pe} 許容漏れ LEAKAGE 0%

作成 DRAWN S.Y 検討 CHECKED T.H 承認 APPROVED Tabe

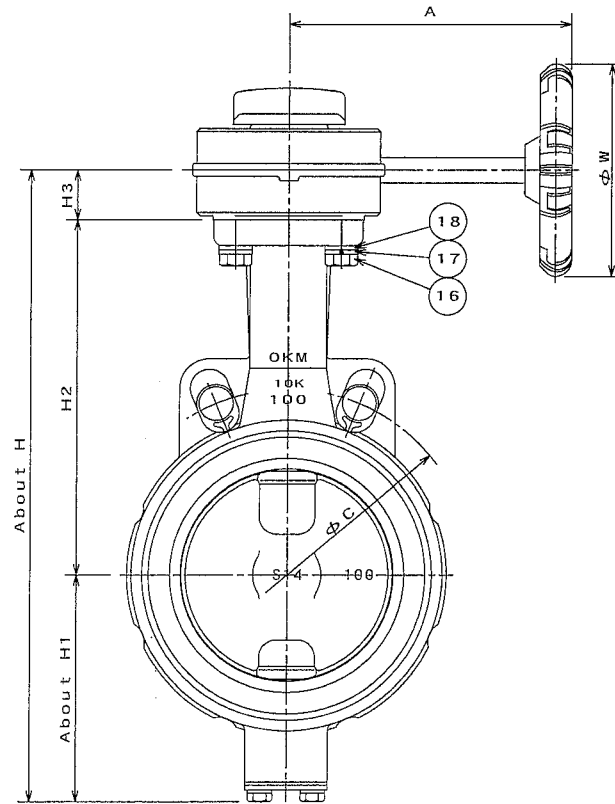
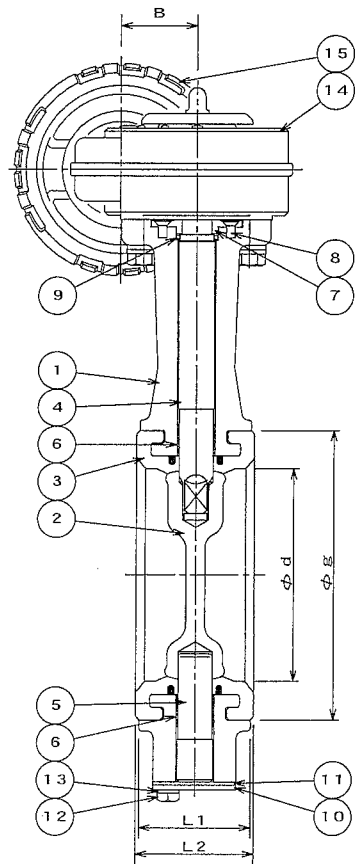
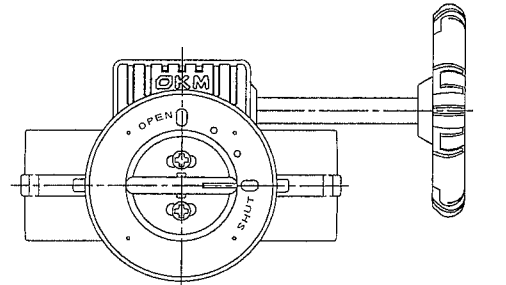
OKM 株式会社 オーケーエム OKUMURA ENGINEERING corp.

図面番号 DRAWING NO. 603A GB 0195 EC FLOP. No. Hd-1an975

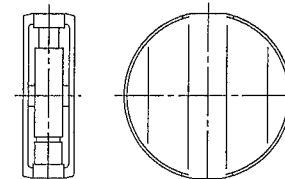
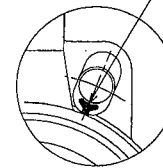
SIZE	d	L1	L2	g	H	H1	H2	H3	A	B	W	GEAR SIZE	MASS (About)
100A	100	52	55	136	297	106	167	24	133	35	100	4K	4.0Kg
125A	130	56	59	167	338	123	187	28	172	41	125	8K	6.1Kg
150A	154	56	59	196	368	138	202	28	172	41	125	8K	7.4Kg
200A	200	60	63	242	427	168	230	29	197	51	160	16K	11.5Kg

SIZE	JIS5K			JIS10K		
	C	N	h	C	N	h
100A	165	2/8	18	175	2/8	18
125A	200	2/8	18	210	2/8	22
150A	230	2/8	18	240	2/8	22
200A	280	2/8	22	290	2/12	22

Table 1		Table 2	
SCS14	EPDM#1		
PPS+SCS13A	NBR #2		



To be removed
JIS5K flange.
JIS5Kフランジの時は
取り外して下さい。



DISC: PPS+SCS13A

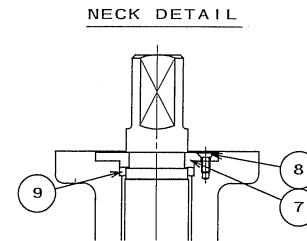
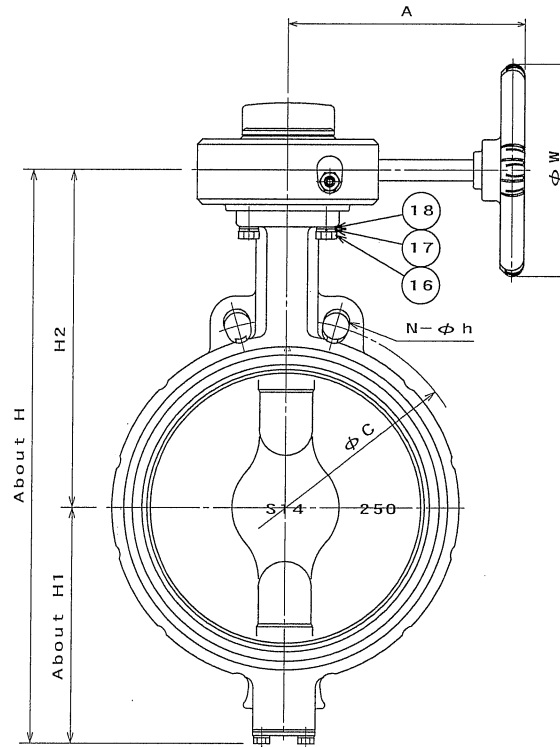
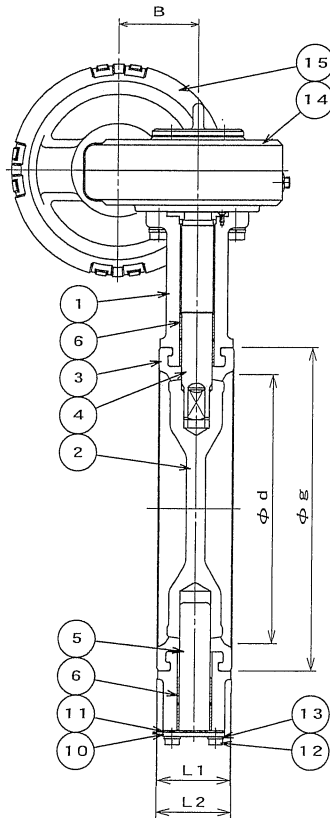
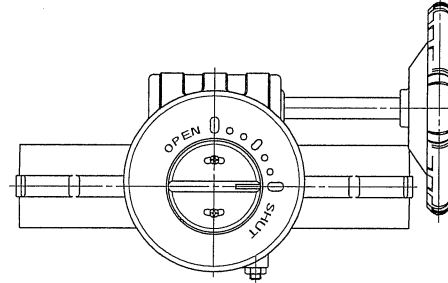
製 番 MPG. NO.		名称及形式 NAME AND TYPE		
		MODEL 603A (100A~200A)		
		BUTTERFLY VALVES WITH WORM GEAR OPERATOR		
番 号 NO.	部 品 名 称 PARTS NAME	材 質 MATERIAL	数 量 Q. ty	備 考 REMARKS
1	BODY	ADC12	1	
2	DISC	See Table 1	1	
3	SEAT RING	See Table 2	1	
4	UPPER STEM	SUS420J2	1	
5	LOWER STEM	SUS420J2	1	
6	BUSH	PLASTIC	1set	
7	NECK BUSH	PLASTIC	1	
8	SCREW	SUS304	4	
9	O-RING	NBR	1	
10	COVER	SPCC	1	PLATED
11	GASKET	NBR	1	
12	COVER BOLT	SUS304	2	
13	SPRING WASHER	SUS304	2	
14	GEAR BOX	ADC12	1	
15	HAND WHEEL	ADC12	1	
16	BOLT	SUS304	4	
17	SPRING WASHER	SUS304	4	
18	WASHER	SUS304	4	
19				
20				
21				
22				
23				
24				
25				
日 付 DATE	Sep. 15. 2006	尺 度 SCALE	FREE	
使 用 圧 力 WORKING PRESSURE	Max 1.0 MPa P _e	使 用 温 度*1: WORKING TEMP. *2:	-20~120 -10~70℃	
耐 圧 試 験 SHELL TEST	1.5 MPa P _e	試 験 流 体 TEST FLUID	WATER	
弁 座 試 験 SEAT TEST	1.1 MPa P _e	許 容 漏 れ LEAKAGE	0 %	
作 成 DRAWN	検 査 CHECKED	承 認 APPROVED		
	S.Y	7.17	[Signature]	
OKM		株式会社 オーケーエム OKUMURA ENGINEERING corp.		
図 面 番 号 DRAWING NO.	603A GB 0196 EA		FLOP. No.	Hd-lan975

△AUG. 01, 2009

SIZE	d	L1	L2	g	H	H1	H2	H3	A	B	W	GEAR SIZE	MASS (About)
250A	246	68	71	300	542	223.5	280	38.5	222	74	200	63K	21Kg
300A	295	78	81	346	609	260.5	310	38.5	222	74	200	63K	28Kg

SIZE	JIS5K			JIS10K		
	C	N	h	C	N	h
250A	345	2/12	23	355	2/12	25
300A	390	2/12	23	400	2/16	25

Table 1	Table 2
SCS14	EPDM#1
FCD450 ETFE coating	NBR #2



製番 MFG. NO.

名称及形式 MODEL 603A (250A, 300A)
NAME AND TYPE BUTTERFLY VALVES WITH WORM GEAR OPERATOR

番号 NO.	部品名称 PARTS NAME	材質 MATERIAL	数量 Q. ty	備考 REMARKS
1	BODY	AC	1	
2	DISC	See Table 1	1	
3	SEAT RING	See Table 2	1	
4	UPPER STEM	SUS420J2	1	
5	LOWER STEM	SUS420J2	1	
6	BUSH	PLASTIC	1Set	
7	NECK BUSH	PLASTIC	1	
8	SCREW	SUS304	4	
9	O-RING	NBR	1	
10	COVER	SS400	1	PLATED
11	GASKET	NBR	1	
12	COVER BOLT	SUS304	4	
13	SPRING WASHER	SUS304	4	
14	GEAR BOX	ADC12	1	
15	HAND WHEEL	ADC12	1	
16	BOLT	SUS304	4	
17	SPRING WASHER	SUS304	4	
18	WASHER	SUS304	4	
19				
20				
21				
22				
23				
24				
25				

日付 DATE Dec. 10, 2001 尺度 SCALE FREE

使用圧力 WORKING PRESSURE Max 1.0 MPa Pe 使用温度*1: -20~120 °C *2: -10~70 °C

耐圧試験 SHELL TEST 1.5 MPa Pe 試験液体 TEST FLUID WATER

弁座試験 SEAT TEST 1.1 MPa Pe 許容漏れ LEAKAGE 0 %

作成 DRAWN S.Y. 検討 CHECKED 承認 APPROVED

OKM 株式会社 オーケーエム OKUMURA ENGINEERING corp.

▲ AUG. 01, 2009
▲ AUG. 09, 2004
▲ JUL. 17, 2003

図面番号 DRAWING NO. 603A GB 0011 EC FLOP. No. Hd-1an975